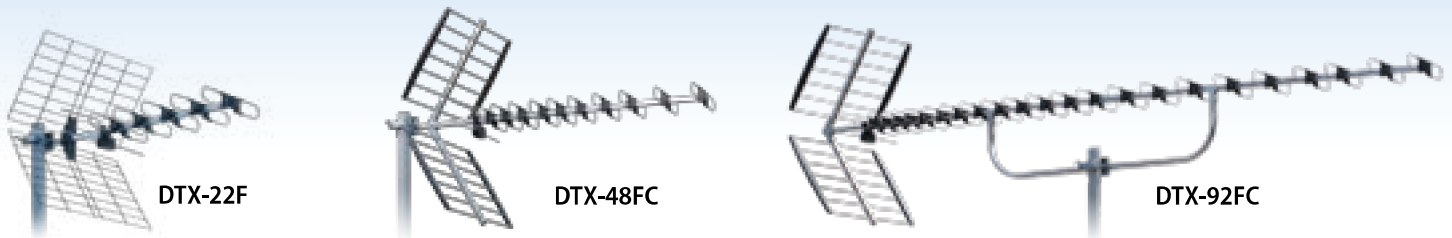


YAGI Antennas – series DTX

UHF
Ch. 21-69 (470-862 MHz)



- YAGI antene – serija DTX
- YAGI antene – serija DTX

Impedance Impedanca Impedancija	75 Ohm	Dipole Dipol Dipol	DTX "F"	Polarization Polarizacija Polarizacija	Horiz. / Vert.	Antenna carrier Nosilec antene Nosáč antene	18x18	Mounting on mast Montaža na drog Montaža na stup	D=20-62 mm
--	--------	---------------------------------	------------	---	----------------	--	-------	---	------------



Type Tip Tip	Channels (frequency) Kanali (frekvenca) Kanali (frekvencija)	No. of elements Število elementov Broj elemenata	Gain Dobitek Dobitak	F / B ratio Razmerje naprej - nazaj Odnos naprijed - nazad	Beam width Horiz. Širina glav. Lista Horiz. Širina glav. Latice Horiz.	Reflector Reflektor Reflektor	Lenght Dolžina antene Dužina antene	Packing Pakiranje Pakovanje					
								pcs. kom kom	cm cm cm	m ³ m ³ m ³			
DTX-22 F	B.IV-V 21 – 69 (470 – 862 MHz)	22	10...14 dB(i)	> 28 dB	62°...32°	Tip 1	81 cm	10	88 x 37 x 29	0,094			
DTX-22 FC						Tip 2		10	96 x 41 x 54	0,21			
DTX-48 F						48	11...16 dB(i)	> 29 dB	54°...26°	Tip 1	111 cm	10	117 x 37 x 29
DTX-48 FC	Tip 2	10	116 x 41 x 40	0,19									
DTX-48 F 4	B.IV 21 – 37 (470 – 606 MHz)	12...13 dB(i)	> 27 dB	54°...40°	Tip 1					120 cm	10	126 x 37 x 29	0,135
DTX-48 F 5	B.V 38 – 69 (606 – 862 MHz)									106 cm	10	117 x 37 x 29	0,126
DTX-92 F	B.IV-V 21 – 69 (470 – 862 MHz)	92	12...18,5 dB(i)	> 30 dB	50°...26°	Tip 1	237 cm	1	124 x 33 x 9	0,037			
DTX-92 FC						Tip 2		1	121 x 41 x 9	0,046			

It is possible to upgrade antenna with balun or complete dipole with built-in amplifier DIGI-YAGI (see page 21).
Možna naknadna nadgradnja antene s simetričnim členom ali celotnim dipolom z vgrajenim ojačevalnikom DIGI-YAGI (glej stran 21).
Moguća nadgradnja antene sa aktivnim asimetričnim članom ili kompletnim dipolom sa ugrađenim pojačalom DIGI-YAGI (vidi stranicu 21).



Reflector
Type 1:
Reflektor
tip 1:



Reflector
Type 2:
Reflektor
tip 2:

