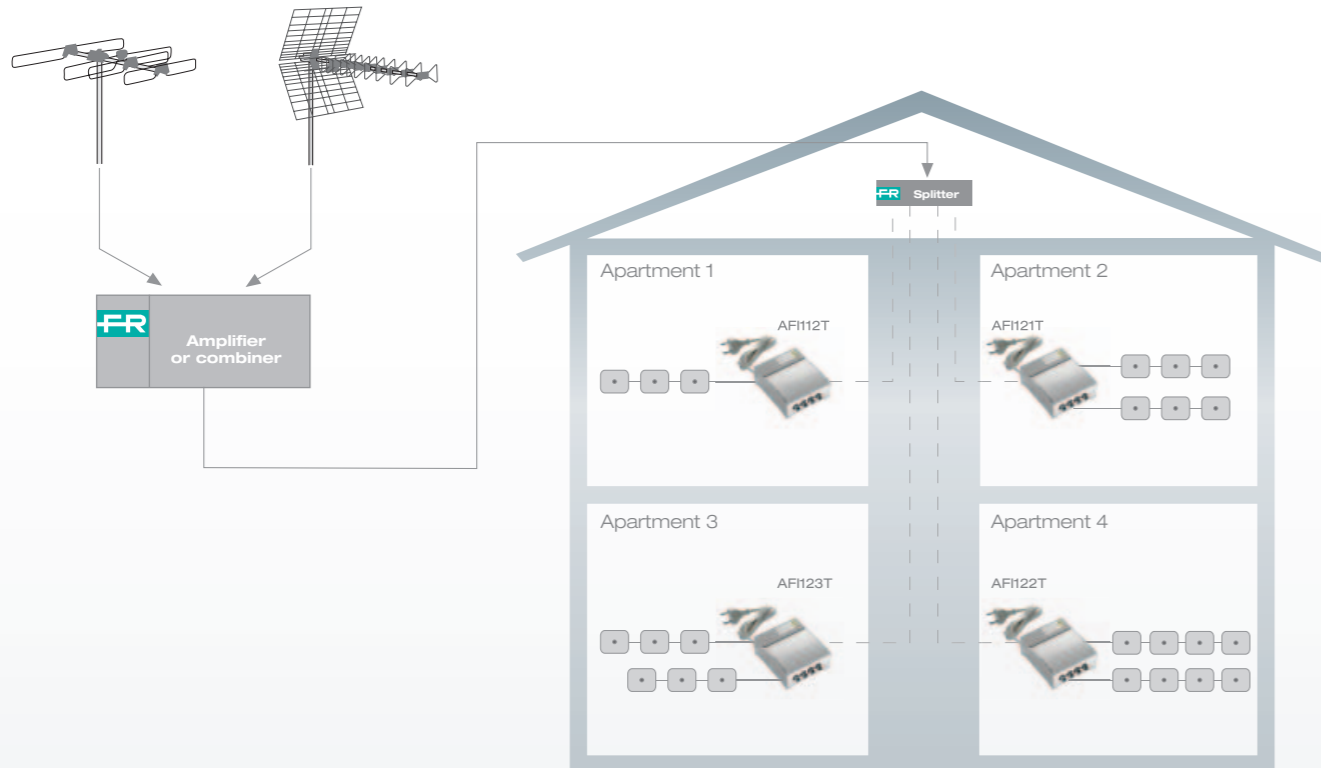


Installation example



General features

Power supply	220-240Vac +10% -15%
IN/OUT impedance	75 Ohm
IN/OUT connectors	F female
Band linearity	4dB
Max. power consumption	1.8W
Operating temperature	-10 to +55°C
Compliant to	EN50083-2, EN60065 Directives 89/336/EEC (EMC), 73/23/EEC (low voltage)
Dimensions l x h x d	120x97x43mm

The signal in all its **beauty**



Fracarro Radioindustrie S.p.A.
via Cazzaro, 3
31033 Castelfranco Veneto (TV)
Italy
tel. +39 0423 7361
fax +39 0423 736220
www.fracarro.com
info@fracarro.com

Fracarro (UK) Ltd
Unit A,
Ibex House, Keller Close
Kiln Farm, Milton Keynes,
MK11 3LL
UK
Tel. +44(0)1908 571571
Fax +44(0)1908 571570

Fracarro Ibérica
Poligono Táctica "Ciudad
de los negocios"
C/2A, nº 4 - 46980
Paterna - Valencia
Tel. +34/961340104
Fax. +34/961340691

Fracarro France S.A.S.
14 bis rue du Ratriat
92158 Suresnes Cedex
France
Tel. +33 1 47283400
Fax +33 1 47283421

Fracarro Tecnologia e
Antenas de Televisao Lda
Rua Alexandre Herculano, nº1-1ºB
Edificio Central Park
2795-242 Linda-a-Velha
Portugal
Tel.: +351214156800
Fax: +351214156809

cod. A338316

The signal in all its beauty

The new **AFI** range of indoor amplifiers enables the user to amplify and distribute TV signals to every outlet, guaranteeing optimum signal level throughout the system.

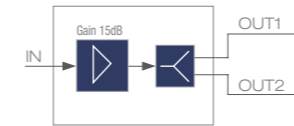
Available in 5 models (from 15 to 30dB gain and 1 to 3 inputs) they fulfill different amplification requirements.



Key points

- Highly efficient, auto powering, low consumption switch mode power supply
- Screw driver included for gain and tilt adjustment
- Adjustments located under the panel which can be opened or completely detached
- Hidden slots for neat wall mounting

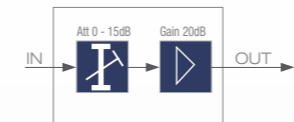
AFI121T



No. of inputs	No. of outputs	Frequency MHz	Gain dB
1 input	2	TV (47-862)	15

Output level (DIN 45004B) dB _μ V	Noise figure dB	Replaced item code
2x104	4	AMP9300

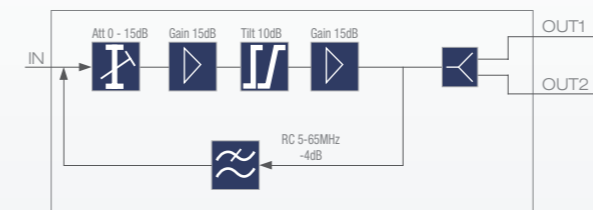
AFI112T



No. of inputs	No. of outputs	Frequency MHz	Gain (adj) dB
1 input	1	TV (47-862)	20 (15)

Output level (DIN 45004B) dB _μ V	Noise figure dB	Replaced item code
108	4	AMP9200 - ABLA101 ABLA102 - JA21R

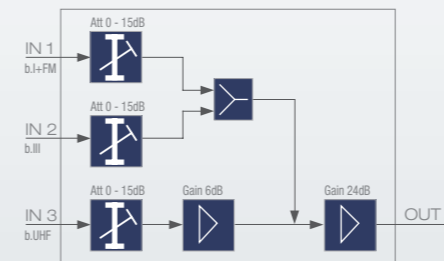
AFI122T



No. of inputs	No. of outputs	Frequency MHz	Gain (adj) dB
1 input with return path and TV band fixed tilt	2	TV (88-862) RC (5-65)	10@88MHz (15) 20@862MHz (15) -4

Output level (DIN 45004B) dB _μ V	Noise figure dB	Replaced item code
2x108	5.5	AMP9301 - AMP9311

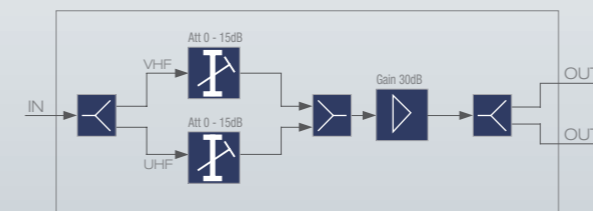
AFI313T



No. of inputs	No. of outputs	Frequency MHz	Gain (adj) dB
3 inputs with separate adjustments	1	b.I+FM (47-108) b.III (174-300) b. UHF (470-862)	24 (15) 24 (15) 30 (15)

Output level (DIN 45004B) dB _μ V	Noise figure dB	Replaced item code
110	4.5	AMP9201 - AMP9201U

AFI123T



No. of inputs	No. of outputs	Frequency MHz	Gain (adj) dB
1 input with separate V/U adjustment	2	VHF (47-300) UHF (470-862)	30 (15) 30 (15)

Output level (DIN 45004B) dB _μ V	Noise figure dB	Replaced item code
2x106	4.5	ABLA3RT